

**UNIVERSIDAD AUTÓNOMA DEL ESTADO
DE HIDALGO**



ESCUELA SUPERIOR DE ZIMAPÁN




**Ingeniería en
Procesamiento de
Recursos Minerales**

**Eventos Pasados y
Futuros. Inglés II**

L.E.I. Carlos Caballero Sánchez

Enero-Junio 2017



Resumen (abstract)

- **El alumno será capaz de expresar acciones pasadas en tiempo y forma estableciendo la diferencia gramatical entre presente y pasado.**
- **Students should be able to distinguish past situations in tense and form differentiating present and past issues.**


Palabras claves en idioma (keywords)

Auxiliary:


Did

Was / were

Regular and irregular verbs



Objetivo general: El alumno podrá expresar y describir sucesos y eventos pasados personales o de su entorno inmediato practicando su significado y uso, así como la correcta pronunciación.

- 
- **Objetivo del tema:** Narrar eventos y sucesos personales y de su entorno inmediato haciendo de presente y pasado.

THE SIMPLE PAST TENSE

- Form (structure)
- Meaning & Use
- Pronunciation

HOW DO WE FORM THE SIMPLE PAST TENSE . . . ?

English has two types of verbs in the past tense:

- Regular verbs
- Irregular verbs

Look at the following list of past tense verbs...

which verbs are regular, and which are irregular?

■ taught	irregular
■ walked	regular
■ studied	regular
■ gave	irregular
■ became	irregular
■ cried	regular
■ lived	regular
■ did	irregular

Regular verbs are verbs that

...end with **-ed**


Simple Form

Walk

Study

Cry

Live



Past Tense

walk**ed**

stud**ied**

cri**ed**

liv**ed**



Irregular verbs are verbs that

...DON'T end with **-ed**

SOME IRREGULAR VERBS


Have a vowel change in the past tense:

E X A M P L E S	<u>Simple Form</u>	<u>Past Tense</u>
	bec <u>o</u> me	bec <u>a</u> me
	g <u>i</u> ve	g <u>a</u> ve
	dr <u>i</u> ve	dr <u>o</u> ve
	for <u>e</u> t	for <u>o</u> t

OTHER IRREGULAR VERBS

Have a different kind of change:

EXAMPLES:



Simple

Past

teach

taught

bring

brought

Leave

left

Hear

heard

Buy

bought

Celia bought a new computer last weekend.

AND SOME IRREGULAR VERBS
don't change at all . . .

EXAMPLES:

Simple

hit

put


set

Past

hit

put

set



The children set the table every Sunday.

The children set the table last night.

For regular verbs, simply use the -ed form of the verb in a positive sentence.

When I was a child, I PLAYED the piano.



Donna LIVED and STUDIED in Paris when she was younger.

****Be careful with spelling changes!**



For irregular verbs, use the correct past tense form in positive sentences.

Unfortunately, these forms must be memorized!

Last week, I SENT you a letter.



The students GAVE a speech in English. They DID a great job!



For negative sentences, USE

DID NOT
OR
DIDN'T + **VERB,**
SIMPLE
FORM

I went to work yesterday.

Carl didn't go to work
because he was sick.





EXCEPTION = VERB BE!

The verb be is special.

Never use DID NOT or DIDN'T with the verb BE. Instead, just use:

WAS
OR
WERE + **NOT**

Meaning & Use

In what situations do English speakers use the simple past tense?

- Completed actions in the past What are some common time expressions used with the past tense?

recently

last month

yesterday

last year

ago

how many

Examples:

I saw Maria yesterday.

Last Friday, the students took their spelling and vocabulary tests.

They got married two years ago.



**These actions
are over, finished!**



PRONUNCIATION of regular verbs

The -ed ending in English has:

3 different sounds

t d id

Some regular verbs end with a
“t” sound:

WALKED

LAUGHED

WASHED

TALKED

JUMPED



Some regular verbs end with a
“d” sound:

PLANNED

PLAYED

LEARNED

ANSWERED

LOVED





Other regular verbs end with
an “id” sound:

These verbs have an extra syllable:

Simple Form

Past Tense

INVITE

INVITED

WAIT

WAITED

DECIDE

DECIDED

There are rules that tell us how to pronounce the –ed.

However,

It's a good idea for students to make a list of which **–ed** verbs have a t sound, which have a d sound, and which have an id sound.



And with practice, you can start to learn and memorize correct pronunciation.



STUDENT PRACTICE:

Go to this website with a classmate to practice what you have learned or reviewed today:

<http://www.quia.com/quiz/664418.html>

- Redston , C., & Cunningham, G. (2005). *face2face Pre-intermediate Student's Book*. Cambridge: CAMBRIDGE.
- Raymond, M. (2001). *English Grammar In Use*. Cambridge: CAMBRIDGE

Good Luck!!!