



Math Processing Interferes with Directing Attention into the Right Visual Field

Erika Rodriguez & Paul van Donkelaar

Dept. of Exercise and Movement Science, Institute of Neuroscience, University of Oregon, Eugene, OR



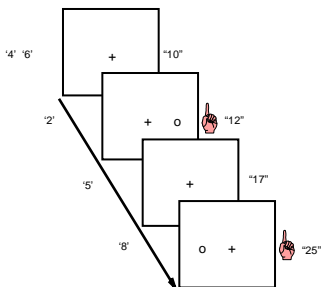
INTRODUCTION

- Clinical, human imaging, and transcranial magnetic stimulation experiments have identified a network of cortical sites – most notably in the parietal and prefrontal areas – which contribute to math processing.
- These areas have also been implicated in a number of other processes such as attention and working memory that are not specific to math per se.
- The extent to which these processes can be dissociated from those involved with performing math and whether there are hemispheric differences in this dissociation were examined in a series of four experiments.

METHODS

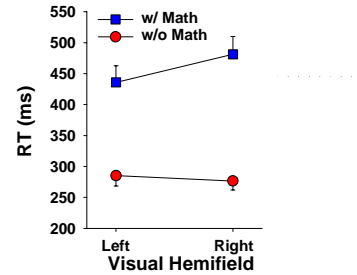
A dual-task methodology was employed in which a serial addition task was paired with a peripheral target detection task.

Target Detection / Math Task



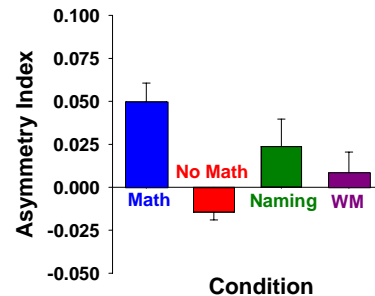
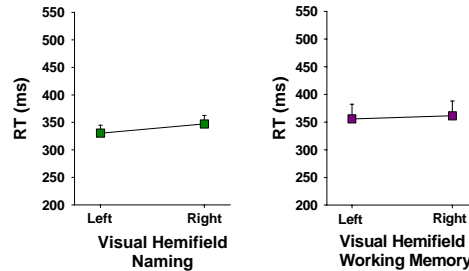
EXPERIMENT 1 RESULTS

Detection times were found to be significantly greater for targets appearing in the right as opposed to left visual field when math was also performed.



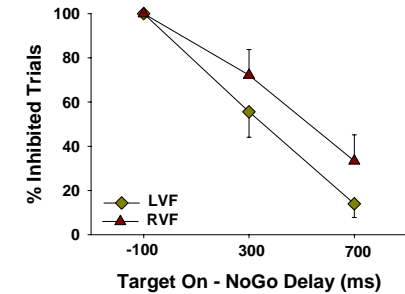
EXPERIMENT 2 & 3 RESULTS

Control experiments demonstrated that the asymmetric latency delay was not due to the language (experiment 2) or working memory (experiment 3) components of the math task.



EXPERIMENT 4 RESULTS

Adding a go-nogo contingency to the target detection task showed that the longer detection times for targets appearing in the right visual field during math processing were due to delays in disengaging attention from the central fixation point.



CONCLUSIONS

- Performing the math task delays the detection of targets appearing in the RVF.
- This delay is partially due to a slower disengagement of attention from the fixation point.
- These results imply that for simple addition there is a substantial degree of overlap with processing required to direct attention into the RVF.

References:

- Posner M. I., Sandson J., Meena D., & Shulman G. L. (1987) Is word recognition automatic? A cognitive-anatomical approach. *Journal of Neuroscience* 1, 50-59.
- Rueckert L., Lange N., Pariot A., Appollonio I., Litvar I., Le Bihan D., & Grafman J. (1996) Visualizing cortical activation during mental calculation with functional MRI. *Neuroimage*, 3, 97-103.
- Gobel S., Walsh V., & Rushworth M.F. (2001) The mental number line and the human angular gyrus. *Neuroimage* 14, 1278-1289.
- Chochon F., Cohen L., van de Moortele P.F., & Dehaene S. (1999) Differential contribution of the left and right inferior parietal lobules to number processing. *Journal of Cognitive Neuroscience* 11, 617-630.